

ACTIVE SCRABBLE

GRADES: 4-6
FORMATION: Standing in groups
EQUIPMENT: Index cards with letters of alphabet (provided with activity)
LEARNING OUTCOMES: LANGUAGE ARTS: word recognition, team work

SAFETY CONSIDERATIONS: Remind participants to be cautious when moving and to be aware of the personal space of others. No running allowed and be cautious of others especially when turning around after getting a letter. Check that the participants have enough space to perform the activities safely.

RULES/DIRECTIONS:

In Advance: Print and cut out the index cards with letters of the alphabet on them and spread upside down on the floor giving students space to move around.

- Divide the class into groups of six to ten.
- Have the groups stand in straight lines an equal distance away from the cards. Spread out as much as possible. The game starts on a signal from the teacher (music is good).
- On the signal, allow all students to go get a letter each. Caution students to walk to and from the letters and look after getting the letter before turning to come back to the group.
- When they all return, lay down the groups' letters and start forming words. Once all the letters have been laid down, two members from each group can go back to get another letter each. They can hop, jump, or skip (don't run) to collect one card each and bring it back to their group. Students in each group take turns in getting the letters.
- Students form words from letters they have brought back. (They don't have to use them all.)
- If there is doubt about a word, the teacher would verify that that is indeed a word.
- Teacher gives a 30-second warning to finish off the game after 5 – 10 minutes. At the signal, students total up their points (each letter is valued as a certain number of points as marked on the cards).
- One person then gathers all the letters that were used and brings them back to the teacher.

Suggestions

- From the letters with each group at the end of the game, award 20 Bonus Points to each team that can come up with two pairs of Homonyms (or Synonyms or Antonyms). To encourage the building of longer words, consider awarding 50 Bonus Points for words with 7 letters or above.
- Have a set of vocabulary words made up for selected topics in their learning outcomes (plants, countries, waterways).

Use this activity to reinforce vocabulary and spelling skills and the importance of cooperation in the group. Specialists will likely emerge within each group (spellers, math adders, organizers

Scrabble Relay Package

Scrabble letter distribution is as follows:





A-9, B-2, C-2, D-4, E-12, F-2, G-3, H-2, I-9, J-1, K-1, L-4, M-2, N-6, O-8, P-2, Q-1, R-6, S-4, T-6, U-4, V-2, W-2, X-1, Y-2, Z-1 and Blanks-2.





Total face point value is 187.

There are 225 squares on a Scrabble board.

Point value is as follows:

- **(1 point)-A, E, I, O, U, L, N, S, T, R**
- **(2 points)-D, G**
- **(3 points)-B, C, M, P**
- **(4 points)-F, H, V, W, Y**
- **(5 points)-K**
- **(8 points)- J, X**
- **(10 points)-Q, Z**





A

1

B

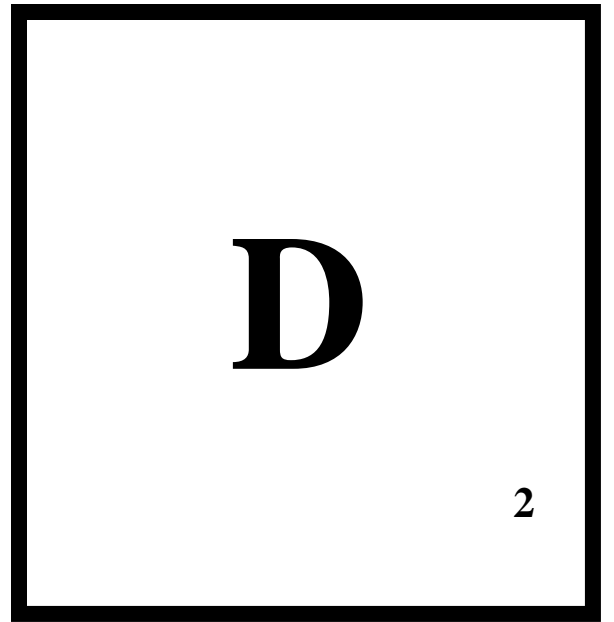
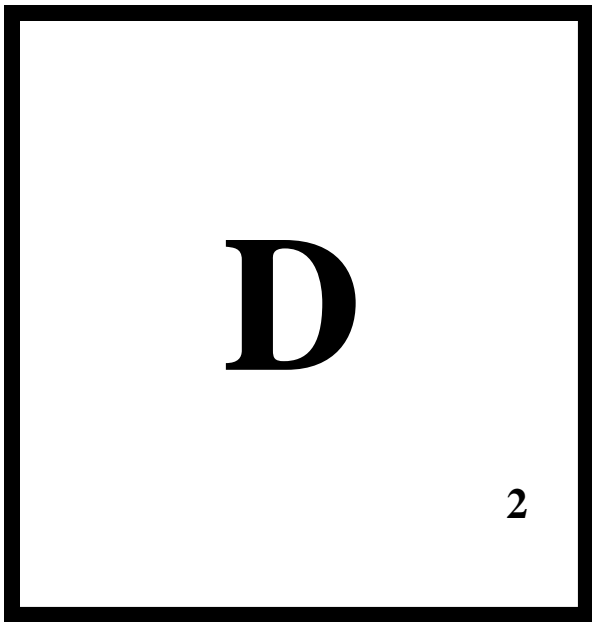

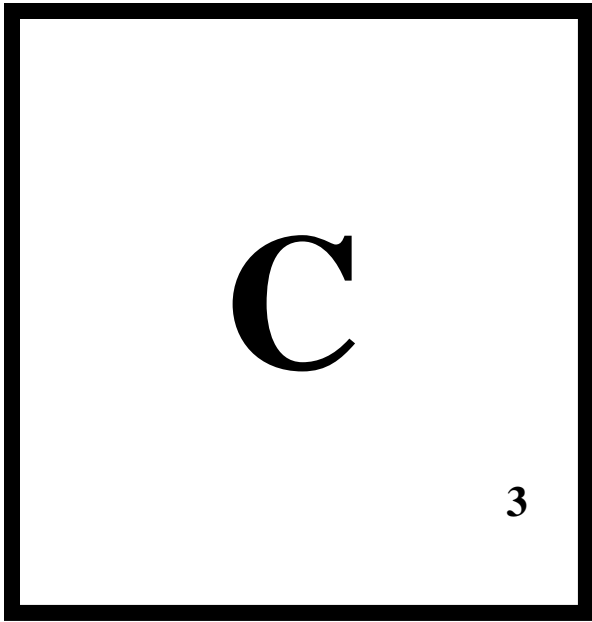
3




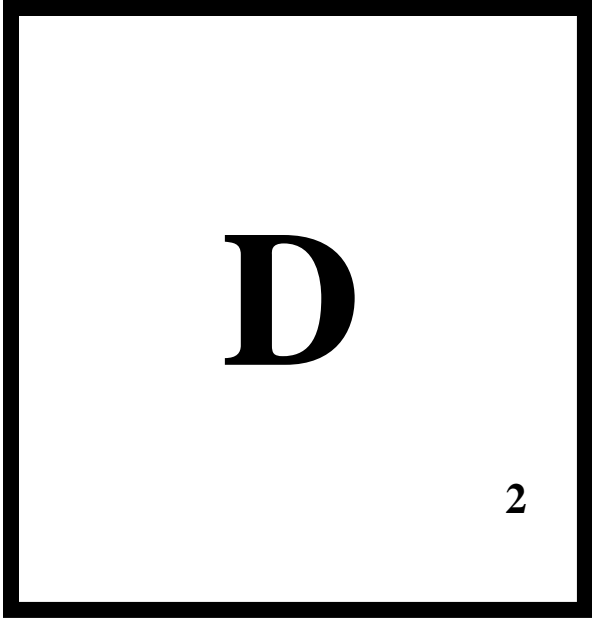
B





3





C





3





























I

1

J

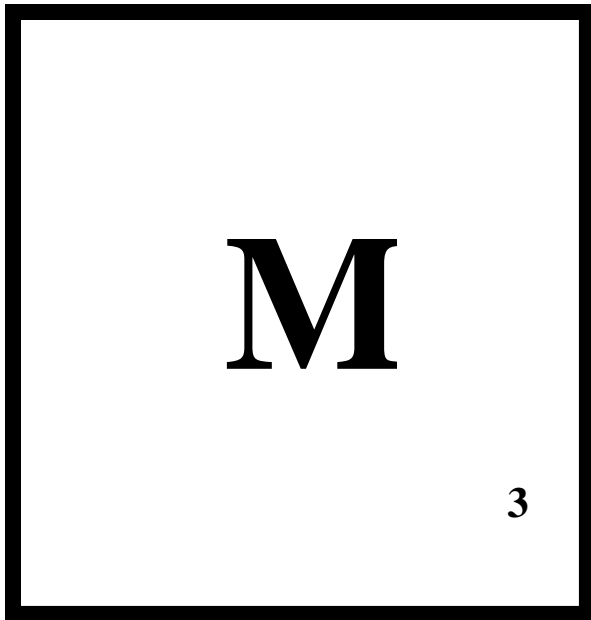



8

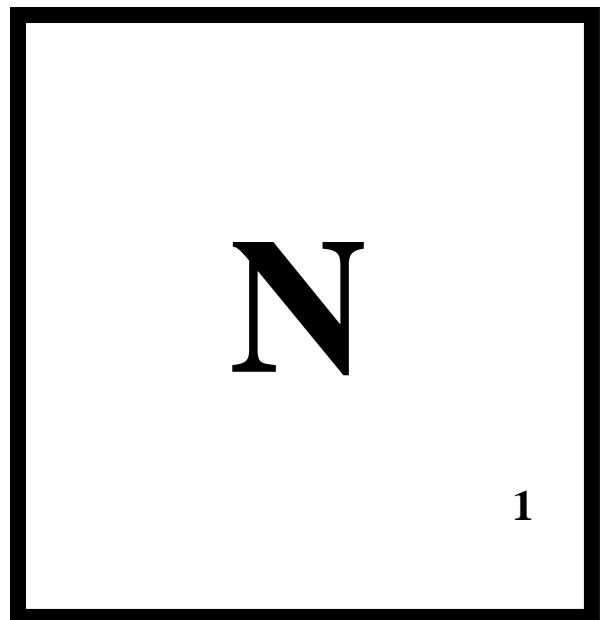


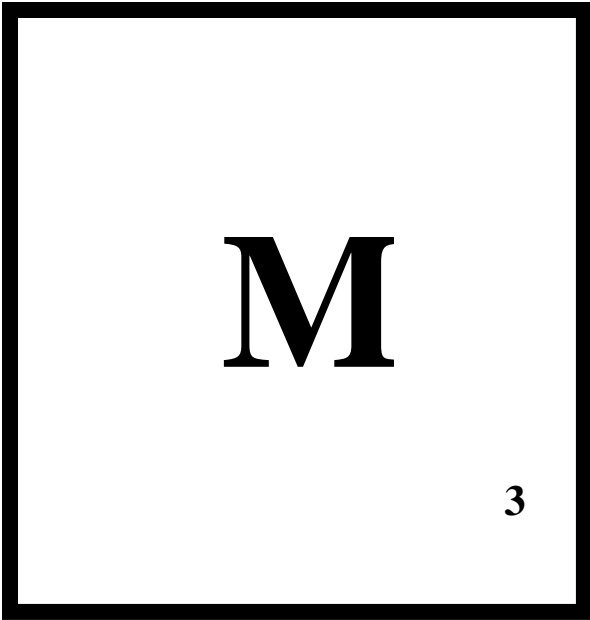
K





5





L





1











P

3

Q





10





R





1





R





1




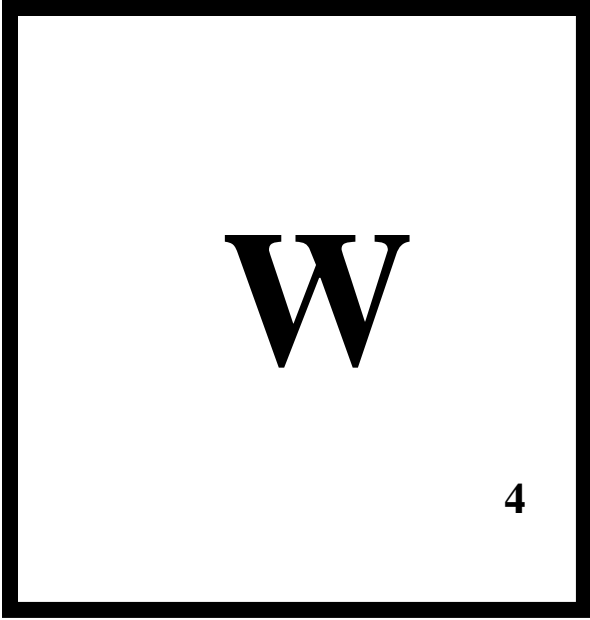












Y

4

Z

10

1

1